| FEMALE END VIEW | MALE END VIEW |
|---|---|
| 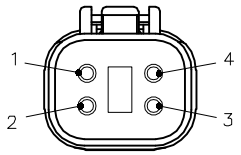 | 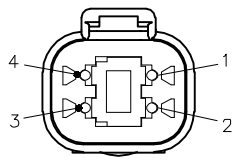 |
| 1 = BLACK<br>2 = WHITE<br>3 = RED<br>4 = GREEN/YELLOW | 1 = BLACK<br>2 = WHITE<br>3 = RED<br>4 = GREEN/YELLOW |

| SPECIFICATIONS | |
|---|---|
| DEUTSCH CONNECTOR | DT06-4S-E008 (J1), DT04-4P (P1) |
| DEUTSCH WEDGELOCK | W4S (J1), W4P (P1) |
| DEUTSCH TERMINALS | 0462-201-16141 (J1), 0460-202-16141 (P1) |
| RATED CURRENT [A] | 10.0 A |
| OPERATING VOLTAGE [V] | 250 V |
| MOLDED HEAD MATERIAL/COLOR | TPU/BLACK |
| OUTER JACKET MATERIAL/COLOR | TPE/BLACK |
| CONDUCTOR INSULATION MATERIAL | PVC |
| NUMBER OF CONDUCTORS [AWG] | 4x18 AWG |
| PROTECTION CLASS | IP67, IP69K |

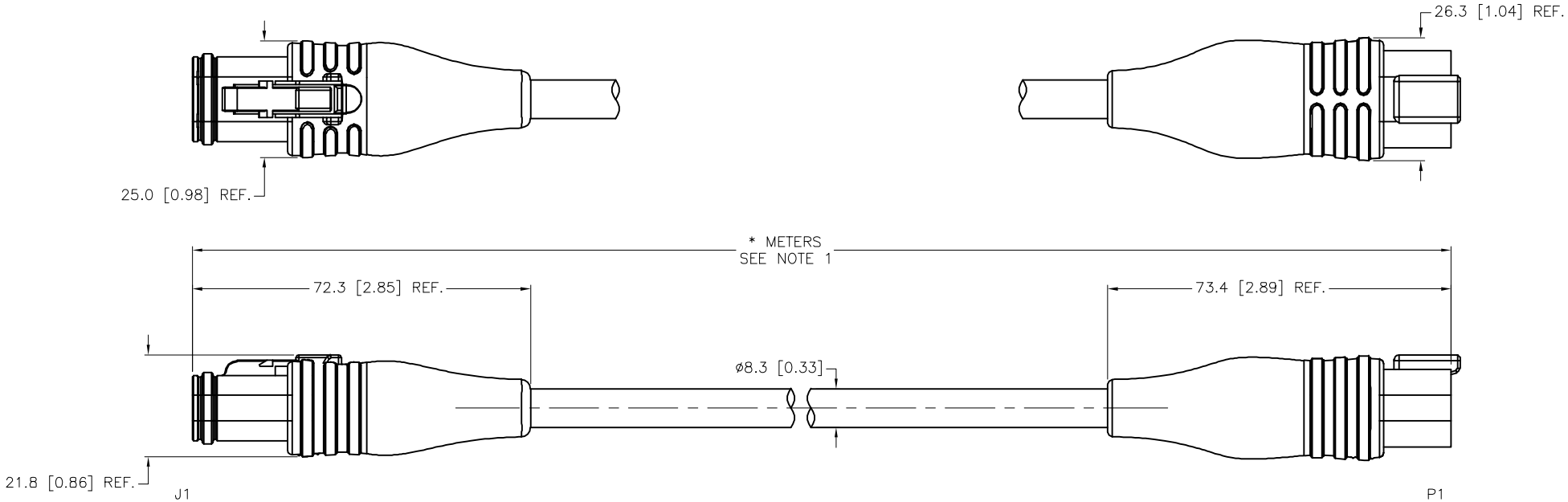


| CABLE LENGTH | TOLERANCE* |
|---|---|
| ALL LENGTHS | + 4% (OR 50mm) OF LENGTH<br>− 0% (OR 0mm) OF LENGTH<br>WHICHEVER IS GREATER |
| **STRIP LENGTH** | **TOLERANCE*** |
| 0–7mm | ±0.5mm |
| 8–29mm | ±1.0mm |
| 30–49mm | ±2.0mm |
| 50–69mm | ±3.0mm |
| 70–100mm | ±4.0mm |
| OVER 100mm | ±5.0mm |
| ***UNLESS OTHERWISE SPECIFIED** | |

**SOURCE DRAWING - FOR REFERENCE ONLY**

NOTES:

1. "*" INDICATES CABLE LENGTH IN METERS. CONTACT TURCK TO ORDER SPECIFIC LENGTHS.

| REV | DESCRIPTION | BY | DATE | ECO NO. |
|---|---|---|---|---|
| G | ADDED OPERATING VOLTAGE | ER | 04/25/22 | 77567 |

RELATED DOCUMENTS
1.
2.
3.
4.

3RD ANGLE PROJECTION

THIS DRAWING IS CONFIDENTIAL AND THE PROPERTY OF TURCK INC. USE OF THIS DOCUMENT WITHOUT WRITTEN PERMISSION IS PROHIBITED.

TURCK

3000 CAMPUS DRIVE
MINNEAPOLIS, MN 55441
1-800-544-7769
(763) 553-7300
(763) 553-0708 fax
www.turck.us

MATERIAL: SEE SPECIFICATIONS

FINISH: SEE SPECIFICATIONS

ALL DIMENSIONS DISPLAYED ON THIS DRAWING ARE FOR REFERENCE ONLY

CONTACT TURCK FOR MORE INFORMATION

DRFT: RDS | DATE: 12/01/15
APVD: C.K. | SCALE: 1=1.3

UNIT OF MEASUREMENT
**MILLIMETER [ INCH ]**
DO NOT SCALE THIS DRAWING

DESCRIPTION: DT06-4S-2146-*M-DT04-4P

IDENTIFICATION NO.

REV: G

FILE: 777035659

SHEET 1 OF 1